

FULL SWING KIT SAFETY MANUAL

FCC ID

2AY26-FSKIT1

CONTAINS FCC ID

VPYLBEE5HY1MW

RESPONSIBLE PARTY

Full Swing
1905 Aston Ave
Carlsbad, CA 92008 USA
+1 800.798.9094
<https://www.fullswing.com>

CONTENTS

Responsible Party 1

Contents 2

Disclaimer 2

Copyright Notice..... 2

Translation Disclaimer 3

Purpose 3

Document Change History 3

Explanation of Symbols 3

Compliance Statements 4

 Federal Communications Commission (FCC) Statement..... 4

 Caution: Exposure to Radio Frequency Radiation..... 4

 Statement of California Proposition 65..... 5

Safety Precautions..... 6

 Instructions for Facilitating Safe Usage..... 6

 Recommended Storage and Usage Parameters 7

 Electrical Specification..... 7

 Damage in Shipping and Handling..... 8

Battery Care..... 9

DISCLAIMER

Full Swing Golf doing business as Full Swing has made every effort to provide clear, complete, and accurate information in the *Full Swing KIT Safety Manual* (“Safety Manual”). Full Swing will not be held responsible for issues arising due to typographical errors, or operator interpretation of the language used herein that is different from that intended by Full Swing. All safety information and guidelines are subject to change due to changes in local, federal, and all other applicable laws. Full Swing reserves the right to revise this document and to make changes in the content hereof without obligation to notify any person or persons of such revisions or changes. In no event shall Full Swing, its employees, or authorized representatives be liable for any damages or losses, direct or indirect, arising from the use of any technical or operational information contained in this *Safety Manual*.

COPYRIGHT NOTICE

This *Safety Manual* is copyright 2021 Full Swing Golf doing business as Full Swing. All worldwide rights and remedies under all intellectual property laws and industrial property laws are reserved. Full Swing Registered U.S. Patent and Trademark Office.

TRANSLATION DISCLAIMER

This document was originally prepared in English and any translations are provided for convenience only. While reasonable efforts were made to provide accurate translations, Full Swing will not be held responsible for any errors, omissions, or ambiguities.

PURPOSE






This *Safety Manual* includes safety guidelines for correct use of the Full Swing KIT, instructions for setting up and using the Full Swing KIT, reference material on Full Swing KIT administrative utilities and diagnostic functions, and a summary of other documentation included with the Full Swing KIT or available from Full Swing.



Note: This *Safety Manual* is included in the purchase of a new Full Swing KIT. Customers with an existing Full Swing KIT using an earlier software release version should also review this *Safety Manual*, as there may have been changes in how the software is installed and how it should be used.

DOCUMENT CHANGE HISTORY

Date	Section(s)	Description
August 20, 2021	All	Initial release
August 26, 2021	All	<ul style="list-style-type: none"> Updated product name to match all other product documents Updated formatting, fonts, and non-product language

EXPLANATION OF SYMBOLS

Symbol	Meaning	This Symbol Indicates ...
	Caution	a potentially hazardous situation that could result in minor or moderate injury to the Full Swing KIT or operator. The <i>Safety Manual</i> and the safety precautions must be consulted in all cases where this symbol appears.
	Warning	the presence of hazardous voltages inside the cover (there are no operator-serviceable components inside the Full Swing KIT). Do not remove the Full Swing KIT covers.
	Alternating Current	Alternating Current
	Direct Current	Direct Current
	On/Off (Power)	the power button

Symbol	Meaning	This Symbol Indicates ...
	Class II Device	Class II devices. These devices are not provided with a grounding-type plug (depending on power supply).
	Indoor use only	that this device is designed primarily for indoor use (depending on power supply).

COMPLIANCE STATEMENTS

FEDERAL COMMUNICATIONS COMMISSION (FCC) STATEMENT

The equipment described in the *Safety Manual* generates, and may radiate, radio-frequency energy. If not used in accordance with Full Swing instructions, there may be interference with radio and television reception.

The Full Swing KIT has been tested and found to comply with the limits for a Class B digital device, pursuant to [Part 15 of the FCC Rules](#). These limits are designed to provide reasonable protection against harmful interference in a residential installation. The Full Swing KIT generates, uses, and may radiate radio frequency energy, and if not installed and used in accordance with instructions, may cause harmful interference to radio communications. There is no guarantee that interference will not occur in an installation. If the Full Swing KIT does cause harmful interference to radio or television reception, which can be determined by turning the equipment off and on, the operator is encouraged to try to correct the interference by taking one or more of the following measures:

- Reorient or relocate the receiving antenna
- Increase the separation between the Full Swing KIT and receiver
- Connect the Full Swing KIT to an outlet on a circuit different from the one which the receiver is currently connected
- Consult the dealer or an experienced radio/TV technician for help

Modifying the Full Swing KIT without the written authorization of Full Swing may result in the Full Swing KIT no longer complying with FCC requirements for Class B digital devices. In that event, the customer’s right to use the Full Swing KIT may be limited by FCC regulations, and the customer may be required to correct any interference to radio or television communications at the customer’s own expense.

Note: This Full Swing KIT complies with [Part 15 of the FCC Rules](#), operations subjected to the following conditions: (1) this Full Swing KIT may not cause harmful interference, and (2) this Full Swing KIT must accept any interference received, including that which may cause interference.



CAUTION: EXPOSURE TO RADIO FREQUENCY RADIATION.

The Full Swing KIT shall be used in such a manner that the potential for human contact is minimized. This Full Swing KIT complies with FCC radiation exposure limits set forth for an uncontrolled environment. This Full Swing KIT must be installed and operated with a minimum distance of 20 cm (approximately 8 inches) between the radiator and the customer’s body.

STATEMENT OF CALIFORNIA PROPOSITION 65

The Safe Drinking Water and Toxic Enforcement Act of 1986 is intended to protect the U.S. State of California citizens and State of California drinking water sources, and to inform citizens about exposure to the presence of specific chemicals. The Safe Drinking Water and Toxic Enforcement Act (“Act”) is more commonly known as Proposition 65 and establishes a list of chemicals that the state of California’s risk assessment process has determined to be a present risk of cancer, birth defects, or other reproductive harm. The Proposition 65 chemical list can be found at:

<https://oehha.ca.gov/proposition-65/proposition-65-list>

Some products supplied by Full Swing may contain chemicals included in the Act. Full Swing products are not designed to release or expose operators to any of these chemicals. Full Swing products are articles as defined by Occupational Safety and Health Administration (OSHA). Under normal conditions of use, Full Swing products do not release more than very small quantities or trace amounts of a hazardous chemical and do not pose a physical hazard or health risk to employees or customers. However, the parts and components that Full Swing manufacturers and markets may be incorporated directly or indirectly into various consumer products.



WARNING: This product can expose the customer to chemicals, including nickel, cadmium, antimony oxide (antimony trioxide), which are known to the State of California to cause cancer.

For more information, see <https://www.p65warnings.ca.gov/>.

Full Swing does not accept responsibility for any failure to satisfy the protection requirements resulting from a non-recommended modification or non-recommended use of the Full Swing KIT.

Any unauthorized changes or modifications without written permission from Full Swing voids the warranty and the operator’s authority to operate the Full Swing KIT.

SAFETY PRECAUTIONS

The following are examples of cautions and warnings that facilitate the safe use of the Full Swing KIT.



Caution: It is important that these instructions be read, kept, and understood by the operator. The instructions and safety requirement protect both the operator and the Full Swing KIT.



Warning: The Full Swing KIT contains hazardous voltages and can produce other emissions that can cause injury to the operator or others.

INSTRUCTIONS FOR FACILITATING SAFE USAGE

The following instructions facilitate the safe use of the Full Swing KIT.

- Never operate the Full Swing KIT without all its covers securely in place. It contains no operator-serviceable parts. The Full Swing KIT should be returned to Full Swing for any hardware-level repair, hardware upgrade, or other maintenance. Evidence of unauthorized removal or unauthorized attempted removal of the cover(s) terminates the Full Swing KIT warranty.
- The Full Swing KIT may tolerate very light residual wetness, such as what is normal to slightly damp grass, but otherwise must always remain dry. Only use a dry cloth to clean the Full Swing KIT. Do not rinse or immerse any element of the Full Swing KIT or other accessory. Do not use cleaning product of any types, including but not limited to soaps, detergents, ammonia, alkaline cleaners, or abrasive cleaning compounds or solvents. These substances may damage coatings and electronic circuitry.
- Do not store liquids on or near the Full Swing KIT. If a spill occurs, immediately remove and dry the Full Swing KIT.
- The charger plug is used as the power disconnect for the charger. To disconnect all power from the charger, unplug the charger plug from the wall outlet. While charging, the charger plug should always remain easily accessible.
- The charger is designed for indoor use only.
- Do not expose the Full Swing KIT to laser beams as laser beams may damage the internal camera.
- Do not expose the Full Swing KIT to strong vibration or impact (shock) as the internal mechanisms may be damaged by shock. Do not drop the Full Swing KIT.
- The Full Swing KIT is rated IP54.
 - (Particles) IP with the 5 in this position, indicates the Full Swing KIT is Dust Protected. There is limited ingress of dust permitted, and dust will not interfere with operation of the equipment over two-to-eight hours.
 - (Water) IP with the 4 in this position, indicates the Full Swing KIT is protected against water splashed from all directions. Limited ingress is permitted.

- Do not pinch, step on, drive or ride over the Full Swing KIT cables. Immediately replace any power cords suspected of sustaining damage due to crushing or other forms physical damage.
- Do not operate or store the Full Swing KIT near any heat sources, including but not limited to radiators, heat registers, stoves, or any other apparatus that produces heat. Store in a protected, level, and well-ventilated place.
- When storing, avoid exposure to extreme temperatures, damp, severe vibration, strong magnetic fields, direct sunlight, or local heat sources. Do not store or otherwise leave the Full Swing KIT in a car as temperatures in parked cars can exceed the storage range.

RECOMMENDED STORAGE AND USAGE PARAMETERS

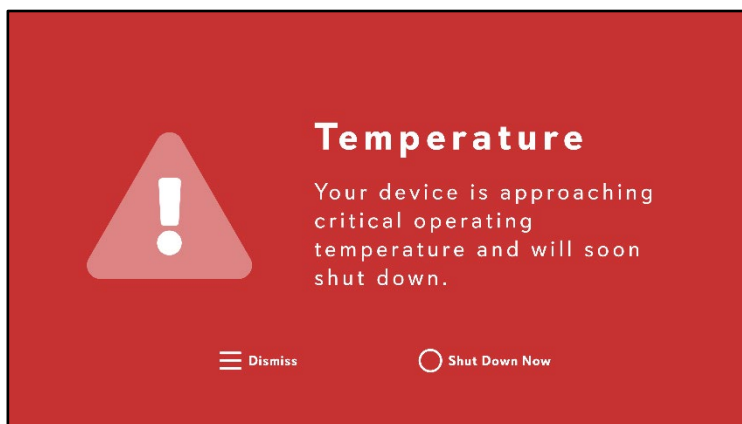
The recommended storage and usage temperatures for the Full Swing KIT are:

- Operating range: 0° C to 40°C (32°F to 104°F)
- Storage Range: -20° C to 60°C (-4°F to 140°F)
 - Stored < 1 month: -20°C to 60°C (-4°F to 140°F)
 - Stored > 1 month: -20°C to 30°C (-4°F to 86°F)
- Relative Humidity: 0% to 85% non-condensing
- Rated Altitude: < 2000 meters
- Rated Pollution: Degree 2
- Enclosure rating: IP54/ Type 3
- Recharging time: Approximately 5 hours for a full charge when the Full Swing KIT is not in use.

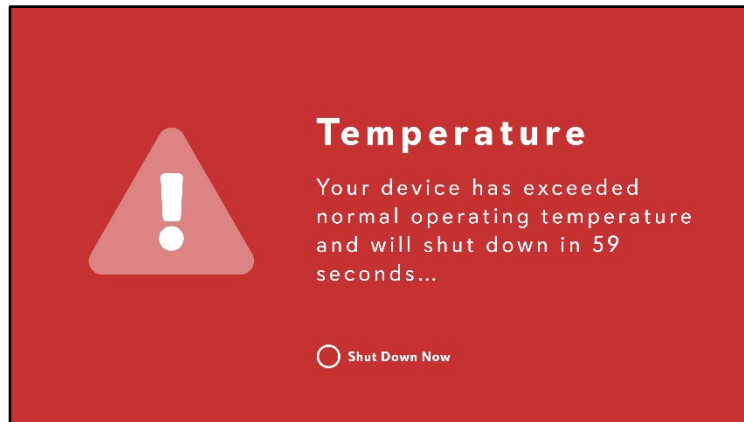
ELECTRICAL SPECIFICATION

Input power 100-240V~, 50-60 Hz, 45W Max

- A temperature warning notification presents onscreen if the Full Swing KIT battery exceeds the set temperature threshold of 53°C (127°F)



- A thermal shutdown notification presents onscreen if the battery temperature of 55°C (131°F) is reached or exceeded; at this time the Full Swing KIT automatically performs a thermal shutdown. To resume use of the Full Swing KIT following a thermal shutdown, turn the Full Swing KIT off, move it to a cooler environment, and keep it turned off until the Full Swing KIT has cooled down to normal use temperatures.



DAMAGE IN SHIPPING AND HANDLING

When a Full Swing KIT has been received by the operator, new or as part of a return to the customer following an upgrade or repair, carefully examine the shipping container for any signs of physical damage. Notify Full Swing immediately if there are any signs of damage. After unpacking the Full Swing KIT, inspect it carefully for any evidence of physical damage.

- The Full Swing KIT is designed and intended for the purpose and use described in Full Swing KIT documentation.
- The Full Swing KIT may only be used with the equipment and within the operating conditions as described in system documentation.
- All country and industry-specific statutory or otherwise mandatory laws and regulations apply unless stated otherwise in relevant documentation.
- The operator is solely responsible for applications which may exceed the intended use described herein for all parts and equipment of the Full Swing KIT.
- Full Swing does not accept any liability beyond the intended usage. The following applies: Individual Restrictions and product equipment, device specifications in the offer description from the manufacturer (also found in the delivery contract), and applicable warranty terms.
- Intended use also means that all specifications in these instructions must be followed. Any use beyond the designated intended use is considered misuse.

BATTERY CARE

The Full Swing KIT contains a lithium-ion battery. Lithium-ion batteries may be subject to special handling requirements pursuant to federal and local laws. Do not handle the Full Swing KIT if the battery is damaged or leaking. Disposal of batteries must be in accordance with local environmental regulations. Storing batteries fully charged or in high temperature conditions may permanently reduce the life of the battery. Available battery capacity may also be temporarily lessened after storage in low temperature conditions.



WARNING: Do not expose the battery to excessive heat.

WARNING: Failure to read, understand, and follow these instructions may result in overheating, chemical leakage, smoke emission, fire, or other potentially harmful results.

- Always follow correct battery handling and storage practices. Incorrect handling and failure to abide by correct storage instructions may result in permanent damage to batteries or degrade battery charge holding capacity. Incorrect handling practices or failure to comply with instructions may also put the customer at risk.
- Lithium-Ion batteries self-discharge with age. When storing for long periods of time, charge the batteries to a capacity-level of 40% to 50%. If batteries are stored for long periods of time, Full Swing recommends that the charge levels be checked at least once every six (6) months and recharging the batteries to a capacity-level of 40% to 50%.
- Do not store the device with the batteries in a fully charged state for extended periods of time.
- Do not overcharge the battery. Overcharging may increase internal temperatures beyond the recommended limits and cause permanent damage to the battery.
- When not in use, store the Full Swing KIT in a cool, dry place. Avoid extreme hot and cold temperatures (such as inside a hot car).
- Do not expose the Full Swing KIT to corrosive gas.
- Do not expose the Full Swing KIT to direct sunlight for prolonged periods of time.
- Storing batteries in a discharged state for long periods of time may result in loss of the ability to hold a charge due to self-discharging.
- If recharging operation fails to complete even when a specified recharging time has elapsed, immediately stop further recharging.
- Do not discard the Full Swing KIT and its internal battery into fire or heat.
- If the internal battery emits an odor, generates heat, or in any way appears abnormal during use, recharging, or storage, immediately discontinue use.
- Should electrolytes begin leaking from the battery and come in contact with skin, clothing, or eyes, do the following and seek medical assistance:
 - Contact with skin or clothing, immediately wash the discharge off with running water. Failure to do this can result in skin inflammation.
 - Contact with eyes, do not rub them. Rinse the eyes with clean running water and immediately seek medical attention. Failure to do this may result in eye injury.

Instructions for Charging

1. Locate the USB port on the side of the KIT.
2. Gently lift the USB port cover (do not pull) from the bottom of the USB port. Insert the charging cable into the USB port and into the charger
3. Plug the charger into the wall. Charging begins automatically. While charging, the Light Bar indicates the power level of the battery.

Instructions for Safe Installation and Interconnection of the Equipment

1. Insert the charger cable into the charger.
2. Attach the charger cable to the USB port on the side of the KIT.
3. Plug the AC charger into the wall.

Instructions to Locate Regulatory Information on the KIT

1. Start the KIT. Wait until it fully loads (boots).
2. Select Menu > Legal and Regulatory.
3. Select from the following options:
 - Regulatory Certifications
 - RF Exposure Warning
 - Open Source Software Licenses